




Updating your information via the website:

My Community

Guest List



Add your guests or party attendees  [Add Guest](#) [Add Party](#) [Restrict Guest](#) [Guest History](#)

Complete the information below:

Verbal Confirmation Code


Resident/Owner:

Call Restrictions

Call Priority

1: 3:

2: 4:

Save information 

Save Preferences

Guests

T Temporary P Permanent P Party R Restricted

No guests found.

Antonio Gate

Phone: 949-429-6081

Attendant: Victoria Coulter

Directions for Guests

Antonio Gate Tablet Kiosk

Attendant: Offline

Directions for Guests

Sienna Gate

Phone: 949-218-2403

Attendant: Brian Mulivana

Directions for Guests


Updating your guest list via the website:

My Community


Add Guest

[Back to Guest List](#)

☐ Temporary Guest ☒ Permanent Guest ☐ Party Attendee

Select guest type 

Select Pass Type

Select pass type 

Complete the information below:

First Name

Last Name


Company


Email

Notes for Attendant

Days Permitted

☒ Sun ☒ Mon ☒ Tues ☒ Wed ☒ Thu ☒ Fri ☒ Sat

Select days of the week your guest is permitted to access the community. 



Save changes 

Save **Cancel**

Adding party guests via the website:

My Community

Guest List



[Add Guest](#) [Add Party](#) [Restrict Guest](#) [Guest History](#)

Verbal Confirmation Code

Resident/Owner:

Call Restrictions

Call Priority

1:

2:

3:

4:

[Click to add a party](#)

[Save Preferences](#)

Guests

☐ Temporary ☐ Permanent ☐ Party ☐ Restricted

No guests found.


My Community

Add Party


[Back to Guest List](#)

Add party title, date of party and add guests

Start Date



End Date



Input party guests, which includes option of uploading a guest list from another file, such as word or excel.

Party Guests

☒ New Party List ☐ Import List from File ☐ Use Previous

Party List

First Name

Last Name


[Add](#)

Be sure to add each guest or list.



Save your entries

[Save](#) [Cancel](#)

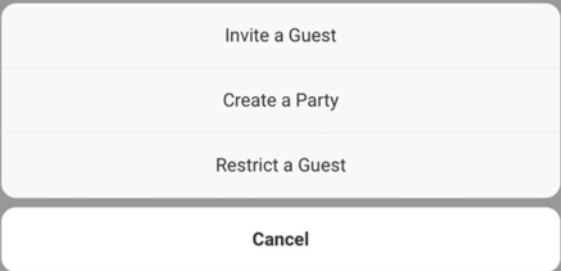
Updating your guest list via the app:




Select to manage guest list



Select to add or invite a guest







Select to add a guest

Create New Guest

Q Search Names



Select to invite a guest from
your phone's contact list



Select guest type &
complete the information
below

Guest Type

Temporary Guest

Permanent Guest

First Name

Last Name

Company Name

Enter Company Name


Phone Number

Enter Phone Number

Email

Pass Type


Select One



Select pass type


Start Date

October 21st, 2021




End Date

October 21st, 2021



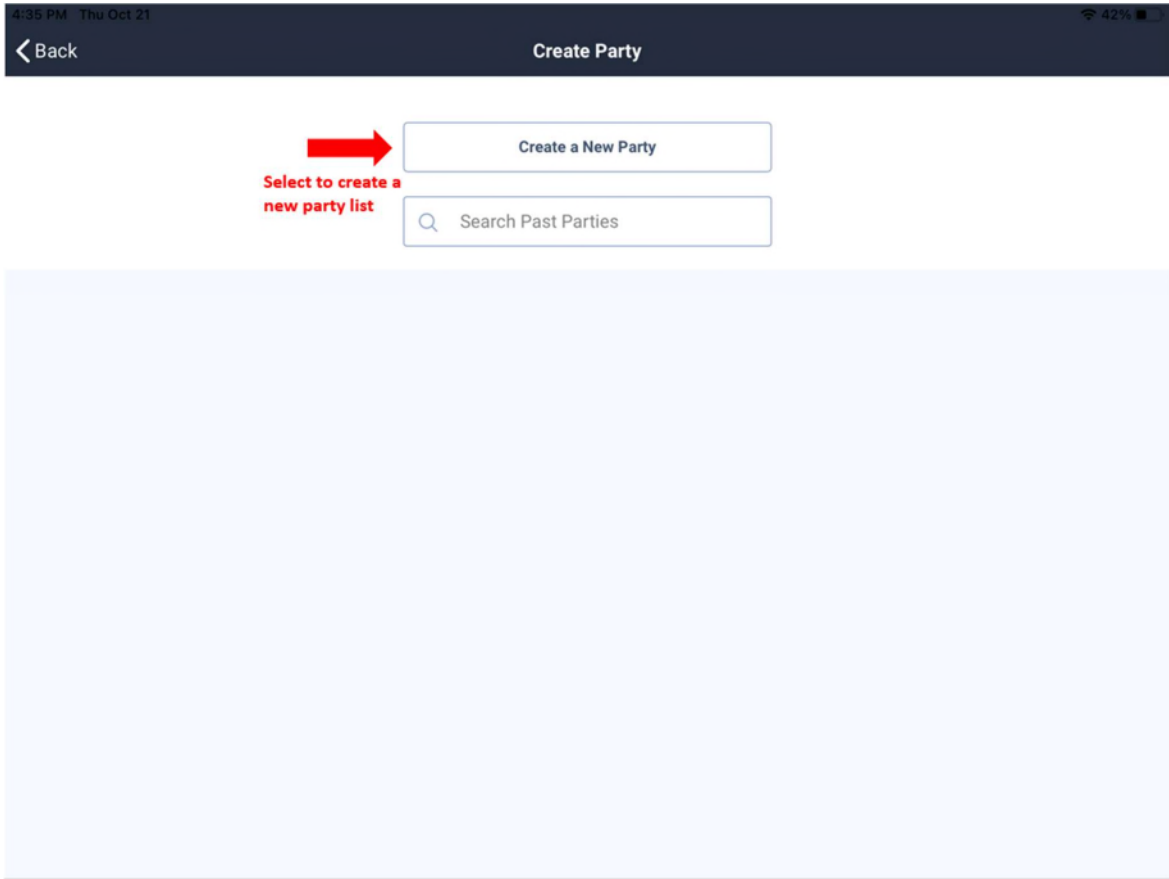
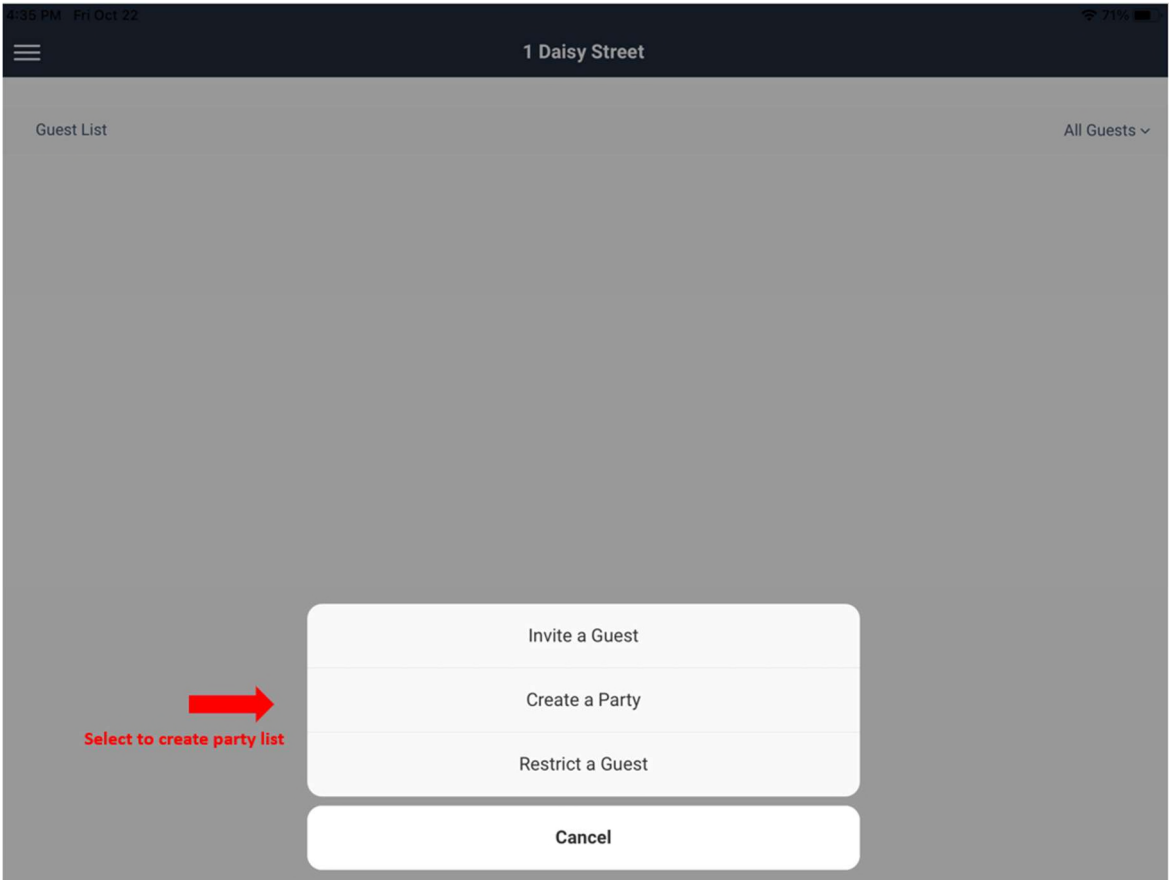
For Temporary Guests only

Save



Save guest

Adding party guests via the app:



5:06 PM Fri Oct 22

69%

< Back

Party Details

Add party name and date of party

Party Name

Start Date

End Date

Cancel

Setup Guests

5:09 PM Fri Oct 22

69%

< Back

Invite a Guest

Select to add a guest

Create New Guest

Search Names

Select to invite a guest from your phone's contact list

Cancel

Invite Guests (0)

4:36 PM Thu Oct 21

42%

< Back

Create Party Guest

Enter party guest

First Name

Last Name

Cancel

Save Guest

5:11 PM Fri Oct 22

68%

< Back

Invite a Guest

Create New Guest

Search Names

Jane Doe

✓

John Doe

✓

Cancel

Invite Guests (2)

Party

October 22nd, 2021

Guest List

Jane Doe	Remove
John Doe	Remove



Select to save party

Cancel

Save Party