


FALL SPORTS REPORT

LARMAC - 2023





FAST FACTS FOR THE 2023 FALL SEASON




Dates: August 14 - November 19

Sports Organizations: 8

Ladera Residents: 2,414

Overall Users: 3,363



FIELDS & FACILITIES



Avendale Club Pool

Swimming (6 - 8 lanes)

Chaparral

3 Soccer Fields

Cox Sports Park

**6 Soccer Fields
4 Baseball Fields
4 Flag Football Fields**

Founders Park

8 Soccer Fields

Oso Grande

**9 Soccer Fields
1 Baseball Field**

Wagsdale Park

1 Soccer Field

TOTAL USERS BY YEAR

2019

2524

784

2021

3115

560

2022

2779

508

2023

2,414

949

0

1,000

2,000

3,000


4,000

Ladera Residents

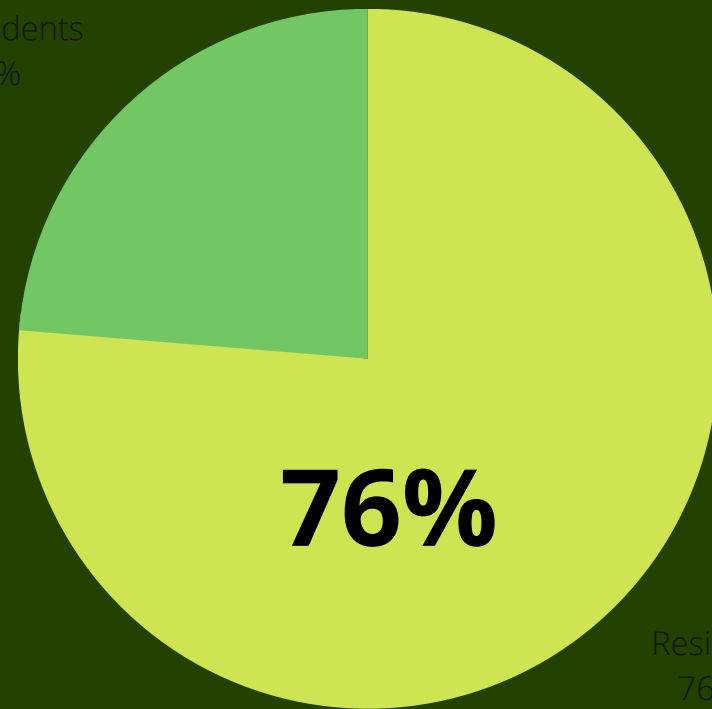
Non-Ladera Residents



RESIDENT PERCENTAGE BY YEAR

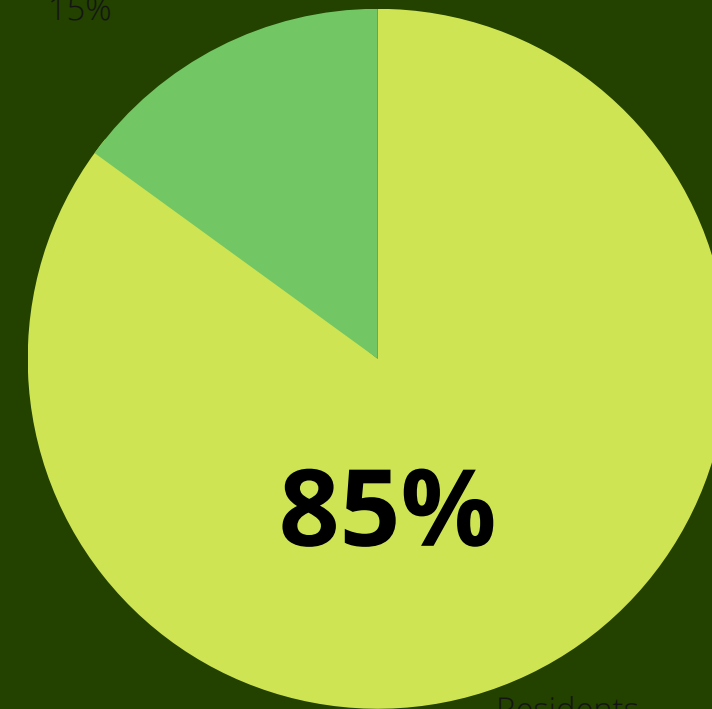


Non-Residents
23.7%



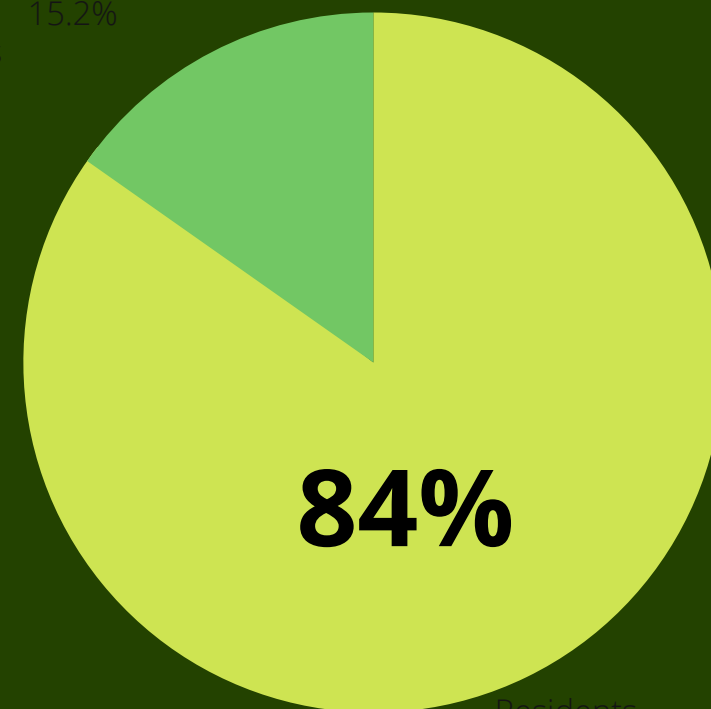
2019

Non-Residents
15%



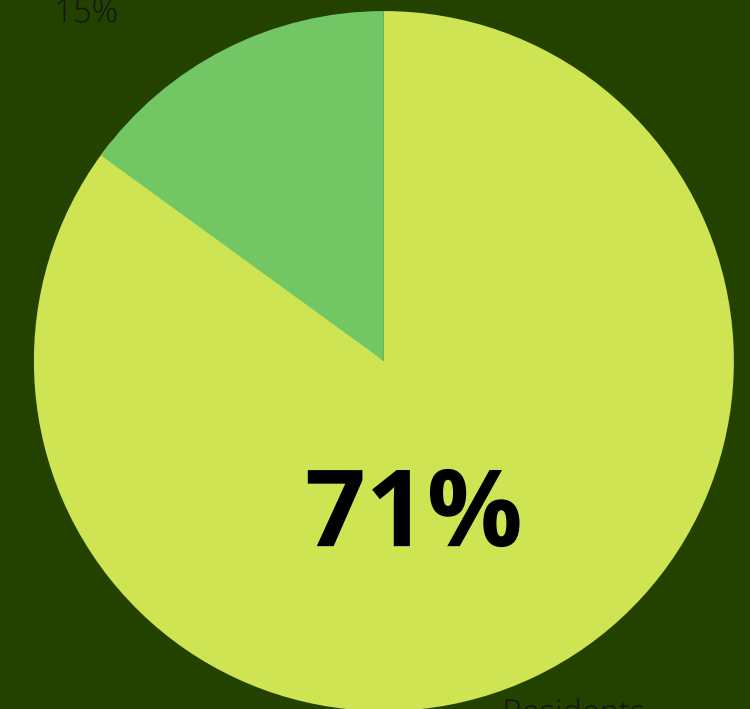
2022

Non-Residents
15.2%



2021


Non-Residents
15%



2023

Ladera Residents

FIELD ALLOCATION FORMULA



Each organization's percentage of overall Ladera Ranch residents is roughly equal to the percentage of hourly field space available.



Ex: AYSO has 1,538 residents enrolled for the Fall season. That's 81% of the total residents for primary Fall sports (soccer/football).



For the Fall season, AYSO currently holds 86% of field allocations for the primary Fall sports groups.

CURRENT YOUTH SPORT ORGANIZATIONS



**Total Youth Users:
2,959 (2,142 residents)**



CURRENT ADULT SPORT ORGANIZATIONS




**Total Adult
Users: 404
(275 residents)**

NEW IN 2023



**Permit Software
Change from
ActiveNet to
EZ Facility**



**Dedicated
Sports and
Recreation page
on LaderaLife**



**Field Use
Agreement with
Westcliff Univ.
Athletics**

